



DESCRIZIONE TECNICA / TECHNICAL DESCRIPTION

STRUTTURA Legno imbottito con Poliuretano e Fiberfill

SEDUTA Cinghie elastiche intrecciate; cuscineria imbottita in Poliuretano e piumino

CUSCINAT.SCHIENALE Piuma con ricamo cross-hatching. Rullo schienale in Poliuretano rivestito in pelle con fibbie in acciaio finitura cromo lucido o canna di fucile

CUSCINI BRACCIOLO Piumino

RIVESTIMENTO Tessuto o pelle non removibile. Filetto in pelle su inserto bracciolo coordinato alla struttura con rivestimento in pelle, oppure alle cinghie del rullo con rivestimento in tessuto. Profili in acciaio finitura cromo lucido o canna di fucile

PIEDI Legno tinto wengé

OPTIONAL Filetto Selleria

FRAME Wood padded with Polyurethane and Fiberfill

SEAT Interwoven elastic belts; cushions in Polyurethane and down feather

BACK CUSHION Feather with cross-hatching embroidery. Polyurethane roll with leather cover and steel buckles with polished chrome or gun-metal grey finishing


ARMREST CUSHIONS Down feather

COVER Not removable fabric or leather. Leather piping on arm insert, coordinated with the frame for leather cover version, coordinated with the roll belts for the fabric cover version. Steel profiles with polished chrome or gun-metal grey finishing

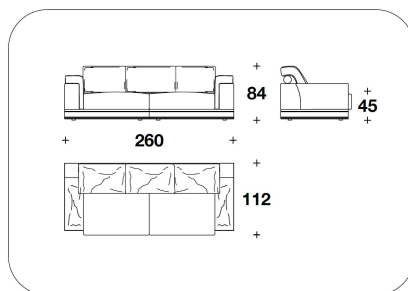
FEET Wood stained wengé

OPTIONAL Selleria piping

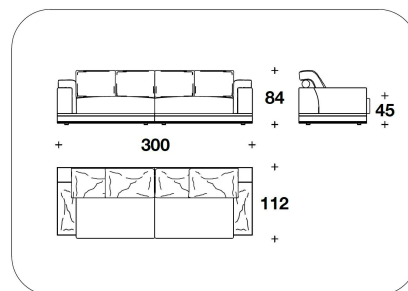




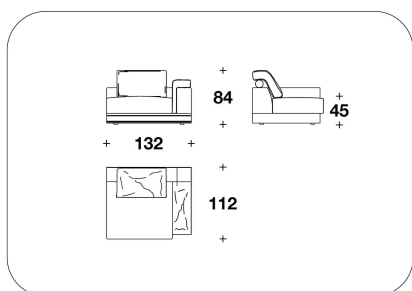
OPTIONAL : APPLICAZIONE 4 BOTTONI
/ 4 BUTTONS APPLICATION



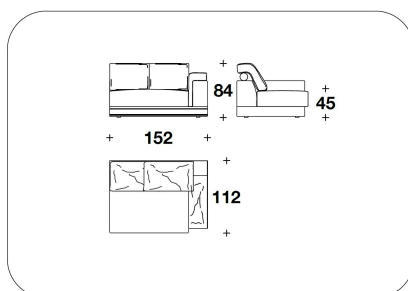
NRF (D3)
DIVANO 3 POSTI / 3 SEATER SOFA
260x112x84H. - H.S.45 cm
102 1/3x44x33H. - H.S.17 3/4 "



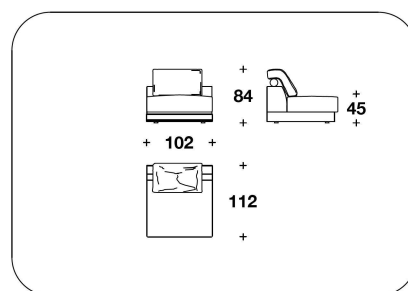
NRF (D4)
DIVANO 4 POSTI / 4 SEATER SOFA
300x112x84H. - H.S.45cm
118x44x33H. - H.S.17 3/4"



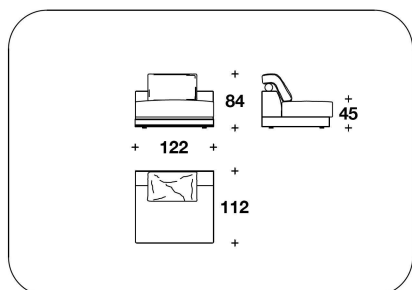
NRF (E1DP) - NRF (E1SP)
ELEMENTO CON BRACCIO DX O SX /
ELEMENT WITH RIGHT OR LEFT
ARMREST
132x112x84H. - H.S.45cm
52x44x33H. - H.S.17 3/4"



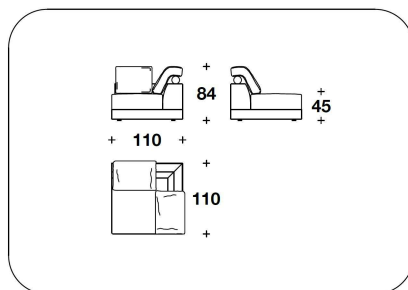
NRF (E1DG) - NRF (E1SG)
ELEMENTO GRANDE CON BRACCIO
DX O SX / BIG ELEMENT WITH RIGHT
OR LEFT ARMREST
152x112x84H. - H.S.45cm
60x44x33H. - H.S.17 3/4"



NRF (ECENP)
ELEMENTO CENTRALE / CENTRAL
ELEMENT
102x112x84H. - H.S.45cm
40x44x33H. - H.S.17 3/4"



NRF (ECENG)
ELEMENTO CENTRALE GRANDE / BIG
CENTRAL ELEMENT
122x112x84H. - H.S.45cm
48x44x33H. - H.S.17 3/4"



NRF (ANG)
ELEMENTO ANGOLARE / CORNER
ELEMENT
110x110x84H. - H.S.45cm
43 1/3x43 1/3x33H. - H.S.17 3/4"

Note