



**DESCRIZIONE TECNICA / TECHNICAL DESCRIPTION**

**N.B. GLI ELEMENTI COMPOSITIVI SONO VENDIBILI ANCHE SINGOLARMENTE**

**STRUTTURA** Legno imbottito con Poliuretano e Fiberfill; profilo inferiore in acciaio finitura cromo lucido

**SEDUTA** Cinghie elastiche intrecciate; cuscineria imbottita in Poliuretano e Fiberfill

**CUSCIN. SCHIENALE** Piuma e Poliuretano con supporto cuscino schienale oppure con rullo

**RIVESTIMENTO** Tessuto o pelle non removibile

**PIEDI** Legno tinto wengé

**OPTIONAL** Filetto con lavorazione Selleria a mano sui braccioli

**N.B. THE SECTIONAL ELEMENTS ARE ALSO AVAILABLE AS SINGLE ELEMENT**

**FRAME** Wood padded with Polyurethane and Fiberfill; steel profile with polished chrome finishing

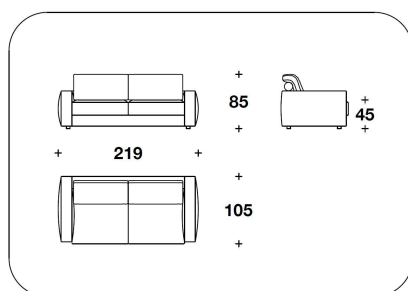
**SEAT** Interwoven elastic bands; cushions filled with Polyurethane and Fiberfill

**BACK CUSHIONS** Feather padded with Polyurethane, with back cushion support or with roll

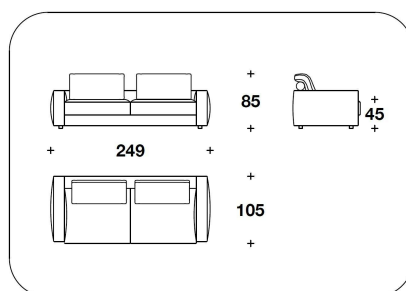
**COVER** Not removable fabric or leather

**FEET** Wood stained wengé

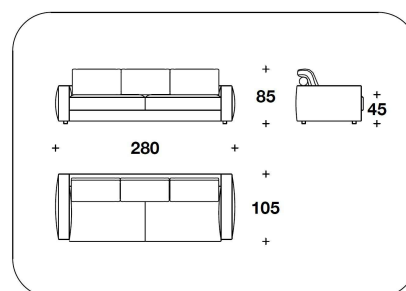
**OPTIONAL** Handmade Selleria piping on armrests



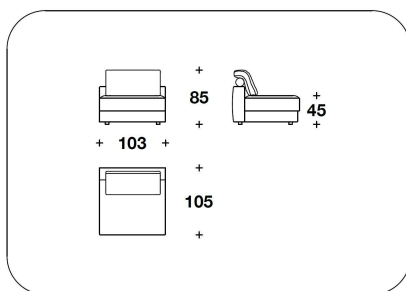
**AER (D2)**  
 DIVANO 2 POSTI / 2 SEATER SOFA  
 219x105x85H. – H.S.45cm  
 86 1/3x41 1/3x33 1/3H. – H.S.17 3/4"



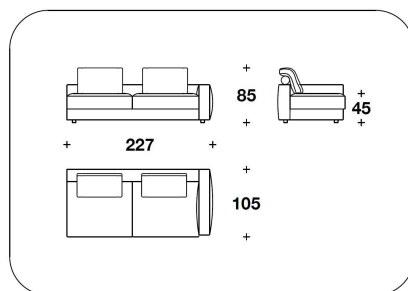
**AER (D3)**  
 DIVANO 3 POSTI / 3 SEATER SOFA  
 249x105x85H. – H.S.45cm  
 98x41 1/3x33 1/3H. – H.S.17 3/4"



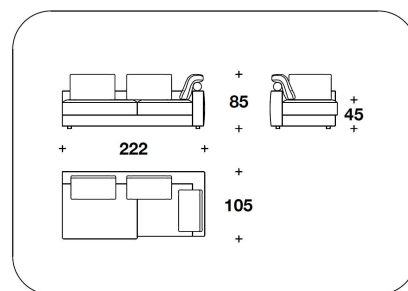
**AER (D4)**  
 DIVANO 4 POSTI / 4 SEATER SOFA  
 280x105x85H. – H.S.45cm  
 110 1/3x41 1/3x33 1/3H. – H.S.17 3/4"



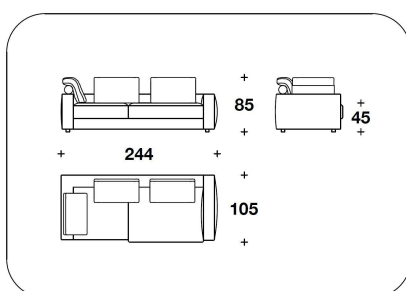
AER (E1CN)  
 ELEMENTO CENTRALE / CENTRAL  
 ELEMENT  
 103x105x85H. – H.S.45cm  
 40 2/3x41 1/3x33 1/3H. – H.S.17 3/4"



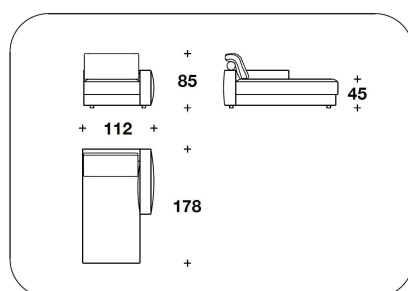
AER (E3D) - AER (E3S)  
 ELEMENTO 3 POSTI DX O SX / 3  
 SEATER ELEMENT RIGHT OR LEFT  
 227x105x85H. – H.S.45cm  
 89 1/3x41 1/3x33 1/3H. – H.S.17 3/4"



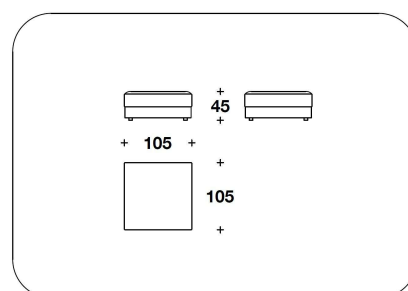
AER (EAD) - AER (EAS)  
 ELEMENTO ANGOLARE 3 POSTI DX O  
 SX / RIGHT OR LEFT SEATER CORNER  
 ELEMENT  
 222x105x85H. – H.S.45cm  
 87 1/3x41 1/3x33 1/3H. – H.S.17 3/4"



AER (EASBD) - AER (EADBS)  
 ELEMENTO ANGOLARE 3 POSTI DX/SX  
 CON BRACCIOLO SX/DX / 3 SEATER  
 RIGHT OR LEFT CORNER ELEMENT  
 WITH LEFT OR RIGHT ARMREST  
 244x105x85H. – H.S.45cm  
 96x41 1/3x33 1/3H. – H.S.17 3/4"



AER (CLD) - AER (CLS)  
 CHAISE LONGUE  
 112x178x85H. – H.S.45cm  
 44x70x33 1/3H. – H.S.17 3/4"



AER (POU)  
 POUF / OTTOMAN  
 105x105x45H. cm  
 41 1/3x41 1/3x17 3/4H. "

**Note**