



DESCRIZIONE TECNICA / TECHNICAL DESCRIPTION

N.B. GLI ELEMENTI COMPOSITIVI NON SONO VENDIBILI SINGOLARMENTE, MA SOLO IN UNA COMPOSIZIONE DI SEDUTE

STRUTTURA Legno imbottito con Poliuretano e Fiberfill, realizzato in due elementi

SEDUTA Telaio di legno con cinghie elastiche intrecciate

CUSCIN.SEDUTA Cuscinatura in piumino, Poliuretano e Fiberfill

CUSC.SCHIENALE Piuma

RIVESTIMENTO Tessuto o pelle non removibile (escluso pelli stampate). Filetto coordinato: in pelle su rivestimento in pelle, in microfibra Palladino su rivestimento in velluto, in gros grain su rivestimento in tessuto*

PIEDI Acciaio finitura cromo lucido o canna di fucile

OPTIONAL Filetto Selleria

N.B. THE SECTIONAL ELEMENTS ARE NOT AVAILABLE AS SINGLE ELEMENT, BUT ONLY IN A SECTIONAL SOFA

FRAME Wood padded with Polyurethane and Fiberfill, composed by two elements

SEAT Wooden frame with interwoven elastic bands

SEAT CUSHION Cushion in down feather, Polyurethane and Fiberfill

BACK CUSHION Feather

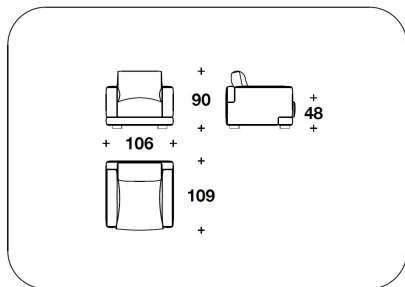
COVER Not removable fabric or leather (printed leather not included).

Coordinated piping: in leather for leather cover, in Palladino microfibre for velvet cover, in gros grain for fabric cover*

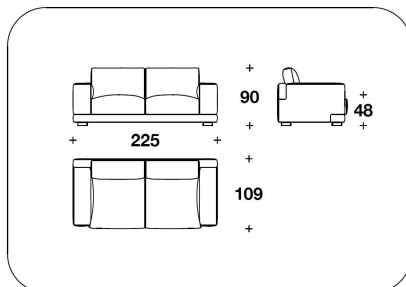
FEET Steel with polished chrome or gun-metal grey finishing

OPTIONAL Selleria piping

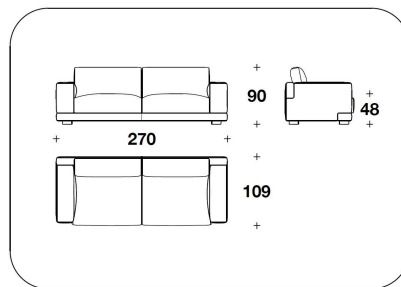




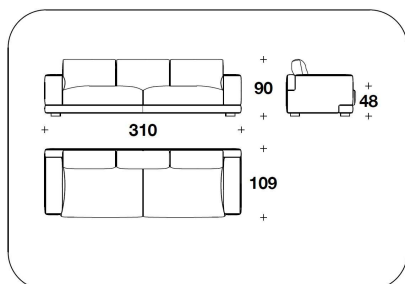
TND (POL)
POLTRONA / ARMCHAIR
106x109x90H. - H.S.48cm
41 2/3x43x35 1/3H. - H.S.19"



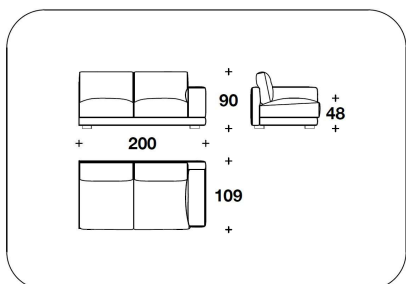
TND (D2)
DIVANO 2 POSTI / 2 SEATER SOFA
225x109x90H. - H.S.48cm
88 2/3x43x35 1/3H. - H.S.19"



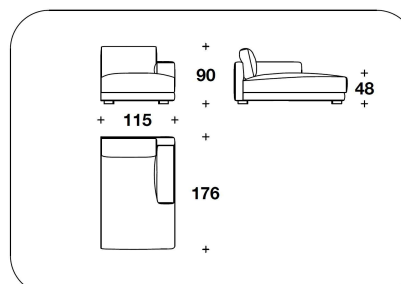
TND (D3)
DIVANO 3 POSTI / 3 SEATER SOFA
270x109x90H. - H.S.48cm
106 1/3x43x35 1/3H. - H.S.19"



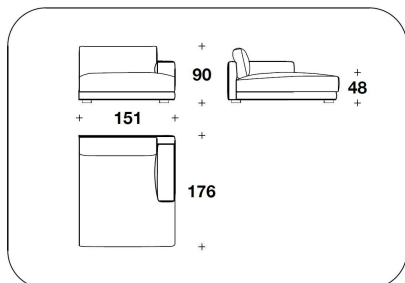
TND (D4)
DIVANO 4 POSTI / 4 SEATER SOFA
310x109x90H. - H.S.48cm
122x43x35 1/3H. - H.S.19"



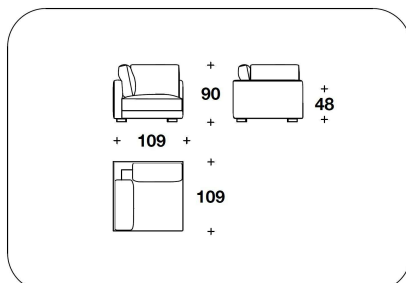
TND (E2D) - TND (E2S)
ELEMENTO 2 POSTI CON BRACCIOLO
DX O SX / 2 SEATER ELEMENT WITH
RIGHT OR LEFT ARMREST
200x109x90H. - H.S.48cm
78 2/3x43x35 1/3H. - H.S.19"



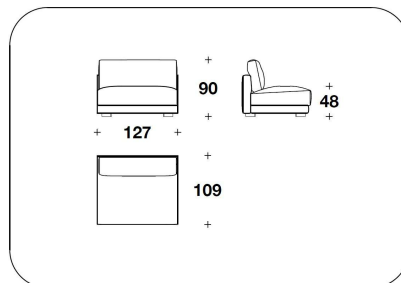
TND (CLD) - TND (CLS)
CHAISE LONGUE : ELEMENTO
SEDUTA DX O SX / RIGHT OR LEFT
SEAT ELEMENT
115x176x90H. - H.S.48 cm
45 1/3x69 1/3x35 1/3H. - H.S.19 "



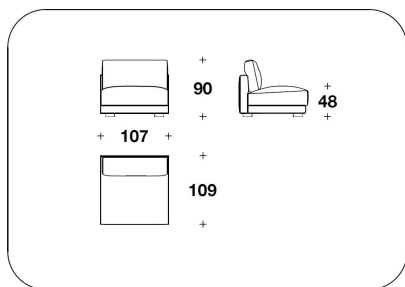
TND (CLDM) - TND (CLSM)
CHAISE LONGUE MAXI : ELEMENTO
SEDUTA DX O SX / RIGHT OR LEFT
SEAT ELEMENT
151x176x90H. - H.S.48cm
59 1/3x69 1/3x35 1/3H. - H.S.19"



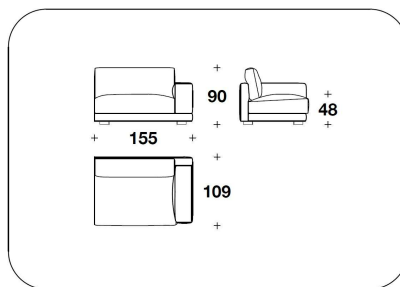
TND (ANG)
ELEMENTO ANGOLARE / CORNER
ELEMENT
109x109x90H. - H.S.48cm
43x43x35 1/3H. - H.S.19"



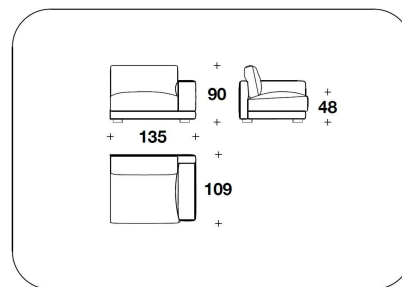
TND (E1CNG)
ELEMENTO 1 POSTO CENTRALE
GRANDE / 1 SEATER CENTRAL BIG
ELEMENT
127x109x90H. - H.S.48cm
50x43x35 1/3H. - H.S.19"



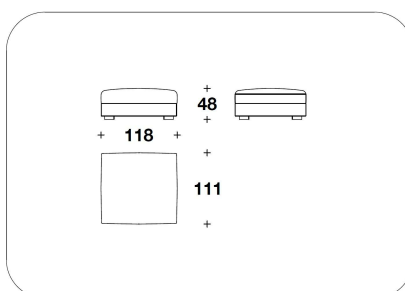
TND (E1CNP)
 ELEMENTO 1 POSTO CENTRALE / 1
 SEATER CENTRAL ELEMENT
 107x109x90H. - H.S.48cm
 42x43x35 1/3H. - H.S.19"



TND (E1DG) - TND (E1SG)
 ELEMENTO 1 POSTO GRANDE
 C/BRACCIOLO DX O SX / 1 SEATER BIG
 ELEMENT W/RIGHT OR LEFT
 ARMREST
 155x109x90H. - H.S.48cm
 61x43x35 1/3H. - H.S.19"



TND (E1DP) - TND (E1SP)
 ELEMENTO 1 POSTO C/BRACCIOLO
 DX O SX / 1 SEATER ELEMENT
 W/RIGHT OR LEFT ARM
 135x109x90H. - H.S.48cm
 53x43x35 1/3H. - H.S.19"



TND (POU2)
 POUF / OTTOMAN
 118x111x48H.cm
 46 1/3x43 2/3x19H."

Note