



**DESCRIZIONE TECNICA / TECHNICAL DESCRIPTION**

**N.B. GLI ELEMENTI COMPOSITIVI NON SONO VENDIBILI SINGOLARMENTE, MA SOLO IN UNA COMPOSIZIONE DI SEDUTE**

**STRUTTURA** Legno imbottito con Poliuretano e piuma

**STRUTTURA SCHIEN.** Acciaio rivestito in tessuto. Non realizzabile con tessuti strutturati o a rilievo, consigliati tessuti a tinta unita. Cinghie in pelle (escluso pelli stampate) e fibbie in acciaio finitura canna di fucile

**SEDUTA** Cinghie elastiche intrecciate, cuscineria in misto piuma con inserto in Poliuretano

**CUSCINO SCHIENALE** Poliuretano, piuma e Fiberfill

**RIVESTIMENTO** Tessuto o pelle non removibile.

**PIEDINI** Legno verniciato canna di fucile

**N.B. THE SECTIONAL ELEMENTS ARE NOT AVAILABLE AS SINGLE ELEMENT, BUT ONLY IN A SECTIONAL SOFA**

**FRAME** Wood padded with Polyurethane and feather

**BACK** Steel covered with fabric. Not available with thicked-textured fabric or leather. Recommended plain colours. Leather belts (printed leather not included) and steel buckles with gun-metal grey finishing

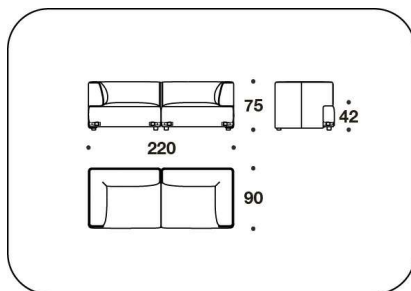
**SEAT** Mixed feather with Polyurethane insert

**CUSHION** Polyurethane, feather and Fiberfill

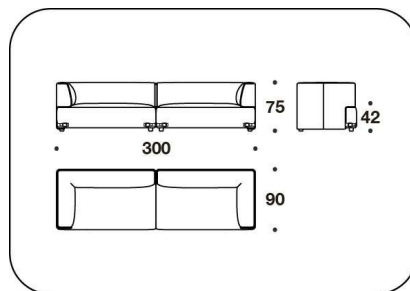
**COVER** Not removable fabric or leather

**FEET** Gun-metal grey varnished wood

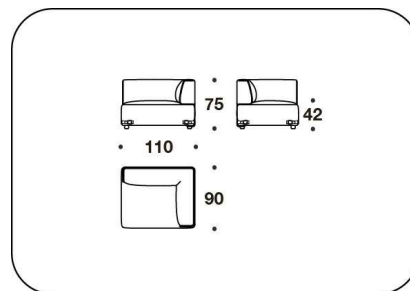




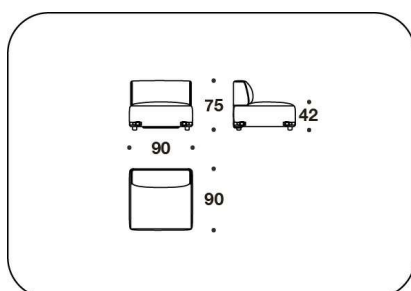
TOA (D2T)  
 DIVANO 2 POSTI / 2 SEATER SOFA  
 220x90x75H. H.S.42cm  
 86 2/3x35 1/3x29 2/3H. H.S.16 2/4"



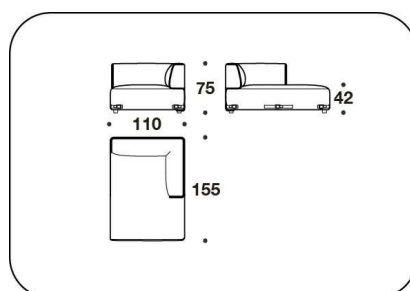
TOA (D3T)  
 DIVANO 3-4 POSTI / 3-4 SEATER SOFA  
 300x90x75H. H.S.42cm  
 118x35 1/3x29 2/3H. H.S.16 2/4"



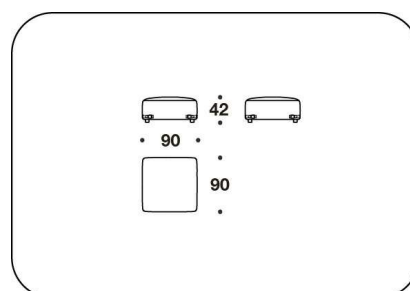
TOA (E1DT) - TOA (E1ST)  
 ELEMENTO 1 POSTO C/BRACCIOLO  
 DX O SX / 1 SEATER ELEMENT  
 W/RIGHT OR LEFT ARM  
 110x90x75H. H.S.42cm  
 43 1/3x35 1/3x29 2/3H. H.S.16 2/4"



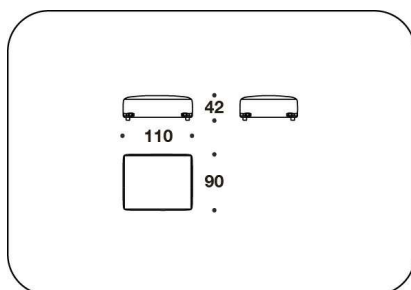
TOA (E1CNAT)  
 ELEMENTO CENTRALE / CENTRAL  
 ELEMENT  
 90x90x75H. H.S.42cm  
 35 1/3x35 1/3x29 2/3H. H.S.16 2/4"



TOA (CLDT) - TOA (CLST)  
 CHAISE LONGUE : DX O SX / RIGHT OR  
 LEFT  
 110x155x75H. H.S.42cm  
 43 1/3x61x29 2/3H. H.S.16 2/4"



TOA (POUT)  
 POUF / OTTOMAN  
 90x90x42H.cm  
 35 1/3x35 1/3x16 2/4H."



TOA (POURAT)  
 POUF / OTTOMAN  
 110x90x42H.cm  
 43 1/3x35 1/3x16 2/4H."

**Note**