



DESCRIZIONE TECNICA / TECHNICAL DESCRIPTION

MODELLO BREVETTATO

N.B. GLI ELEMENTI COMPOSITIVI NON SONO VENDIBILI SINGOLARMENTE, MA SOLO IN UNA COMPOSIZIONE DI SEDUTE

STRUTTURA Legno imbottito con Poliuretano e piuma

STRUTTURA SCHIEN. Acciaio rivestito in pelle Vermont (escluso pelli stampate)

Cinghie in pelle Vermont e fibbie in acciaio finitura canna di fucile

SEDUTA Cinghie elastiche intrecciate, cuscineria in misto piuma con inserto in Poliuretano

CUSCINO SCHIENALE Poliuretano, piuma e Fiberfill

RIVESTIMENTO Tessuto o pelle non removibile

PIEDINI Legno verniciato canna di fucile

PATENTED MODEL

N.B. THE SECTIONAL ELEMENTS ARE NOT AVAILABLE AS SINGLE ELEMENT, BUT ONLY IN A SECTIONAL SOFA

FRAME Wood padded with Polyurethane and feather

BACK Steel covered with Vermont leather (printed leathers not included)

Hide belts and steel buckles with gun-metal grey finishing

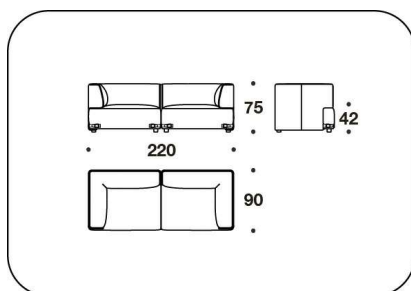
SEAT Mixed feather with Polyurethane insert

CUSHION Polyurethane, feather and Fiberfill

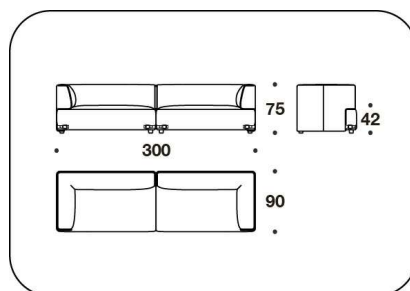
COVER Not removable fabric or leather

FEET Gun-metal grey varnished wood

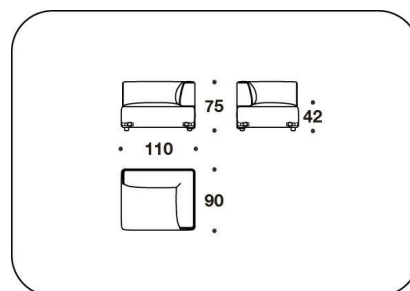




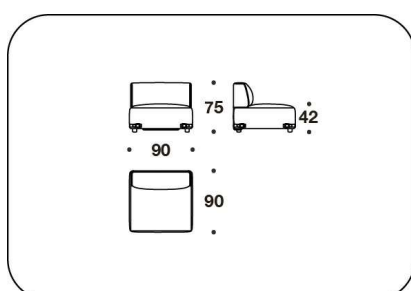
TOA (D2)
 DIVANO 2 POSTI / 2 SEATER SOFA
 220x90x75H. - H.S.42 cm
 86 2/3x35 1/3x29 2/3H. - H.S.16 2/4 "



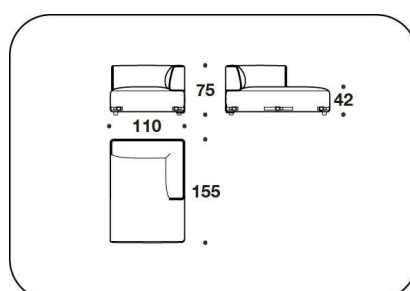
TOA (D3)
 DIVANO 3-4 POSTI / 3-4 SEATER SOFA
 300x90x75H. - H.S.42cm
 118x35 1/3x29 2/3H. - H.S.16 2/4"



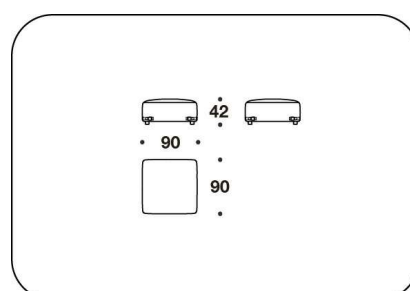
TOA (E1D) - TOA (E1S)
 ELEMENTO SEDUTA CON BRACCIO
 DX O SX / SEAT ELEMENT WITH RIGHT
 OR LEFT ARM
 110x90x75H. - H.S.42cm
 43 1/3x35 1/3x29 2/3H. - H.S.16 2/4"



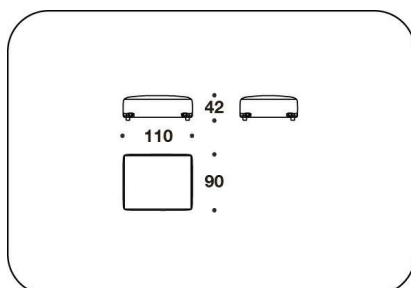
TOA (E1CNA)
 ELEMENTO CENTRALE / CENTRAL
 ELEMENT
 90x90x75H. - H.S.42cm
 35 1/3x35 1/3x29 2/3H. - H.S.16 2/4"



TOA (CLD) - TOA (CLS)
 CHAISE LONGUE : DX - SX / RIGHT OR
 LEFT
 110x155x75H. - H.S.42cm
 43 1/3x61x29 2/3H. - H.S.16 2/4"



TOA (POU)
 POUF / OTTOMAN
 90x90x42H. cm
 35 1/3x35 1/3x16 2/4H. "



TOA (POURA)
 POUF / OTTOMAN
 110x90x42H. cm
 43 1/3x35 1/3x16 2/4H. "

Note